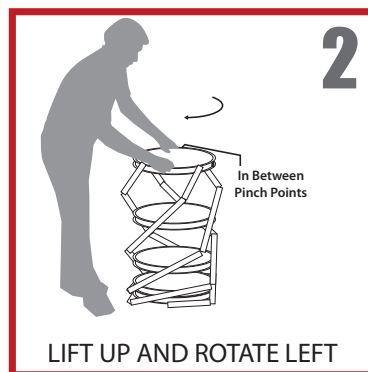
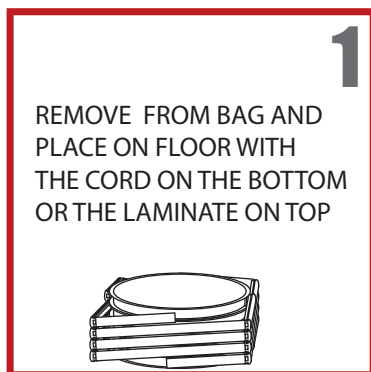



# Twist & Show Product Display Instructions

*The materials and components that we use are at or above all industry quality standards. We are very proud of our products and feel that we are offering you the best that the industry has to offer. Our pricing appears low because we do not factor in replacement costs for guaranteed performances. Therefore the cost of the product is simply the most competitive direct price for the best possible product.*

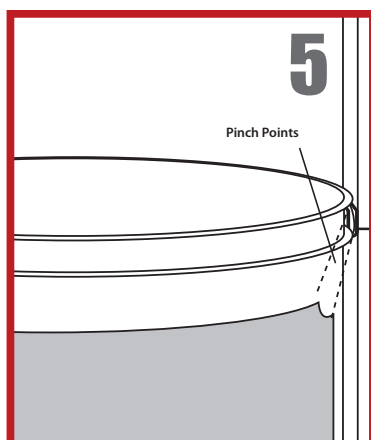
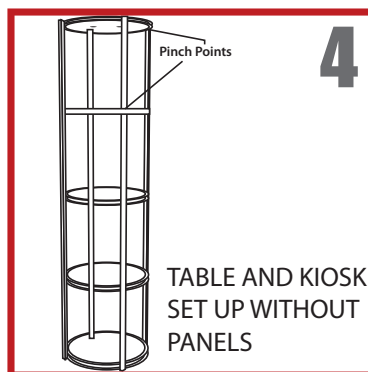
*Please follow the care and assembly recommendations and you will be happy with the performance of our product.*



**\*PLEASE DO NOT GET FINGERS IN PINCH POINTS**



PLACE FOOT ON BOTTOM SHELF AND CONTINUE ROTATING LEFT UNTIL SNAPS INTO PLACE



PLACE NOTCHED CLEAR OR OPAQUE GRAPHIC PANEL WITH THE NOTCH BETWEEN THE LEG AND SHELF

**6**

TABLE AND KIOSK SET UP WITH PANELS

**Done!**

